



Maharshi Karve Stree Shikshan Samstha's  
**SCHOOL OF FASHION TECHNOLOGY**

Affiliated To S.N.D.T Women's University, Mumbai

**Accredited with "A" Grade by NAAC**

---

2.3.2 Teachers use ICT enabled tools for effective teaching-learning process.

### **EDUCLOUD – Learning Management System (LMS)**

Educloud is a cloud based Learning Management System for institutes of all sizes. Educloud helps digitize all day to day academic and management operations of an institution.

How Educloud helps:

Teachers: Teach virtually, share learning material, take attendance, exams, assignments, and much more.

Students: Access E-Learning material, stay up to date with prompt notifications.

Parents: Stay up to date with your child's progress, institute notifications.

Top management: Excellent academics and admin management with detailed analytics.

Ideal for Offline, Online and Hybrid teaching. Helps to establish robust and efficient processes at your institute. Conduct Online Exams, Practice Exams with advanced AI analytics.

Plan quickly and efficiently with Agile Academic Planning Tool. Achieve high productivity with Monthly Academic Planner and Daily Lesson Planner. Set Academic Targets and achieve them successfully with correct planning.

Increase Teacher output and reduce overuse of resources with AI based Teacher Workload Management. Track and maximize resource utilization with AI based analytics

Manage your own customized content with our centralized Content Management System. Create, maintain and deliver content to the right audience. Get detailed analytics about Student performance, Attendance, Teacher performance, Assignments, Syllabus Coverage, and Fees pending and collected. With all features available on smartphone app.

### **1. Syllabus Repository -**

Purpose: Central Syllabus Repository to have complete exhaustive syllabus for each Course Subjects.

#### **a. Syllabus Repository Features:**

- Course & Subject List
- Chapter & Topic details
- Each topic has teaching hours, student self-learning hours & other planning details associated

### **b. Syllabus Content Management**

- Digital Learning content for each Subject or Chapter
- Question bank for each Chapter or Topic
- Question Paper for each Course Subject

### **c. Student Learning Tracker**

- After the Class students can refer to shared digital learning content and update their learning status.
- Faculty members can have a complete overview for the Students status for each Topic.

### **2. Monthly Academic Planning & Daily Lesson Planning and Live Online Class**

- By using Syllabus Repository Faculty members can do high lever monthly planning.
- Based on monthly planning Faculty members can daily Lesson Planning.
- System automatically schedules live classes as per the Timetable & Faculty member's lesson plan.

### **3. Dynamic Live Timetable**

- Students can see all upcoming Timetable & Lesson Plans to get ready for the lecture.
- All Timetable related changes would be available in real time at Mobile App & Web LMS Portal

### **4. AI Based Attendance**

- Student's attendance can be marked after each class and students and parents can get live notifications.
- AI Based attendance report helps Top Management, HOD & Faculty to get data inside of the Attendance Trend.

### **5. Digital Assignment**

- Each Faculty gives assignments online with all necessary details including start date & submission date.
- Students can submit the assignment online.
- Faculty can review the assignment and give their review to students. Faculty members have the facility to communicate with Students.

### **6. Communication & Event Planner**

- All-important communication like Announcement, Circular & News would be shared with students by Mobile App, Web App & Email notifications.
- All Events are planned in advance and shared with the Respective Group of students over Mobile App or Web App and Email.

## 7. Exam, Online Exam & Results

- Student exam schedule would be published at LMS Portal and the system would do necessary reminders for the exam.
- Exam results would be published online and Students can get their marks & progress report form Mobile App or Web Portal.

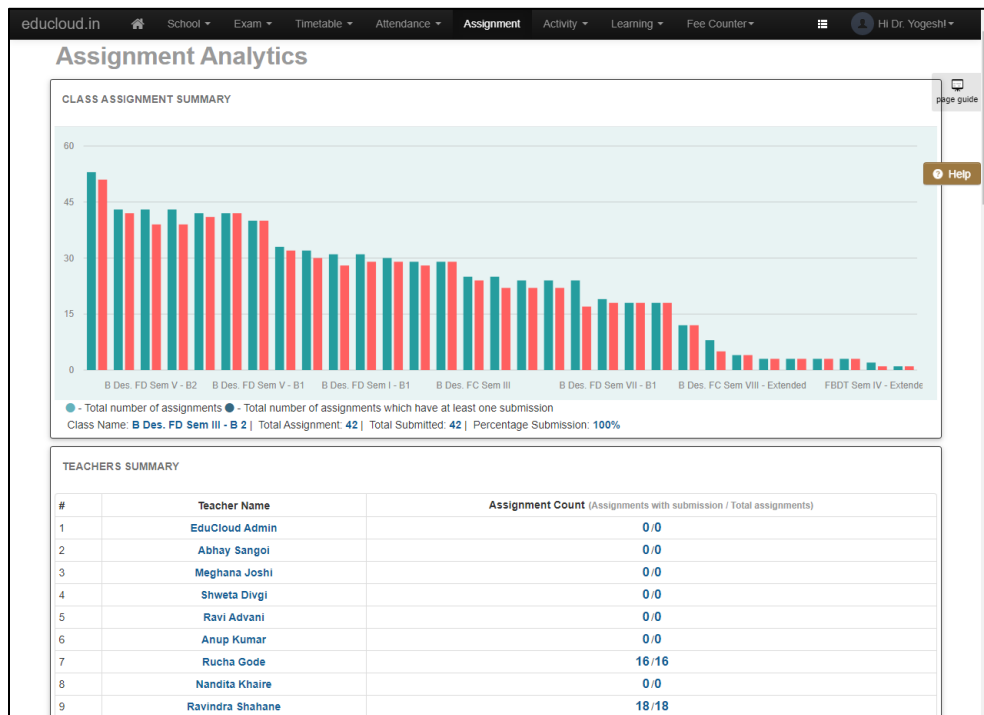
## 8. Online Fee Payment & Fee Receipt

- Students can see all the upcoming and due fees and make online payment.

## 9. Digital Survey

- Various informative pools & surveys can be conducted at LMS.
- Class CR and other academic post-election can be done digitally.

### 1. Assignments analytics for faculty on Educloud LMS system



### 2. Academic planner for Faculty on Educloud LMS system.

The screenshot displays the 'Fundamentals of Illustration' course page for September 2020. The course is divided into two time slots: 06:30 Hrs and 12:30 Hrs. The main content area shows a calendar view with 15 lessons listed, each with a date, topic, and status (e.g., 'Repeated'). The sidebar on the left provides a detailed outline of the course content, including topics like 'Introduction to 10 head figures', 'Mechanism of Drawing', 'Hands-Movements', 'Legs-Movements', 'Facial Features', 'Hair Styles', 'Draping', and 'Study the method of design'.

### 3. Study Material of various subjects on Educloud LMS system

The screenshot shows the 'Study Material' section of the Educloud LMS. The page is titled 'Study Material | Learn with references' and includes a search bar and navigation options. The main content area displays a list of documents related to 'History Of Fashion And Women's Studies' for 'B Des. FD Sem III - B3'. Each document entry includes the filename, publication date, author, and popularity metrics. The documents listed are 'Swinging Sixties.doc' and 'SNAZZY SEVENTIES.docx', both published on 08-Feb-2021 by Rugmini V.

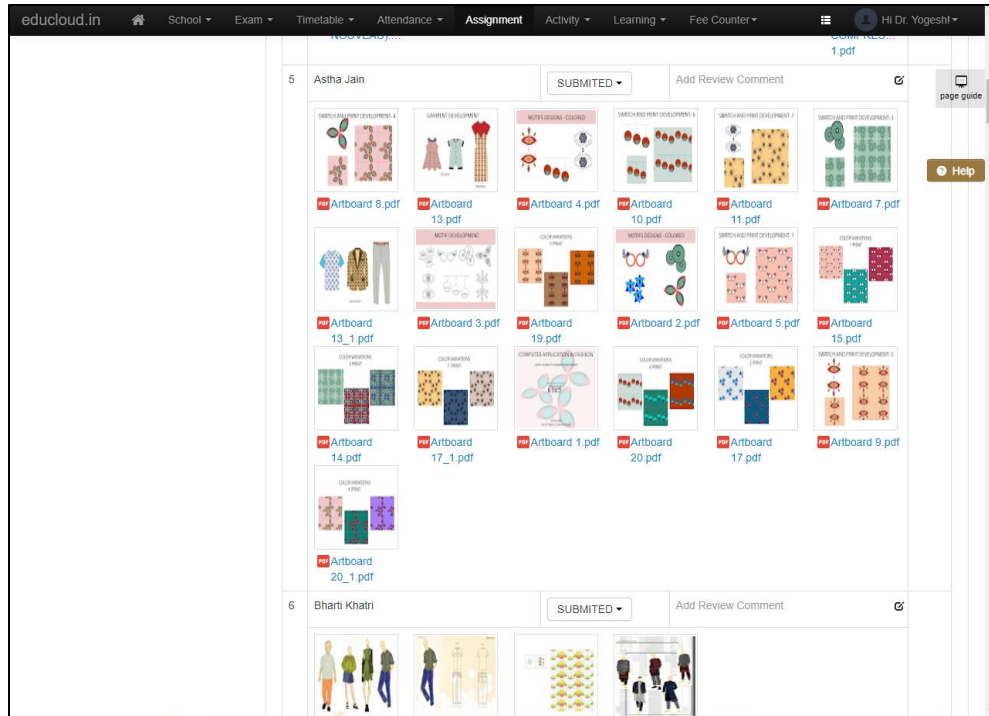
#### 4. Student Timetable on LMS

Example - Student timetable on ERP system for various subjects.

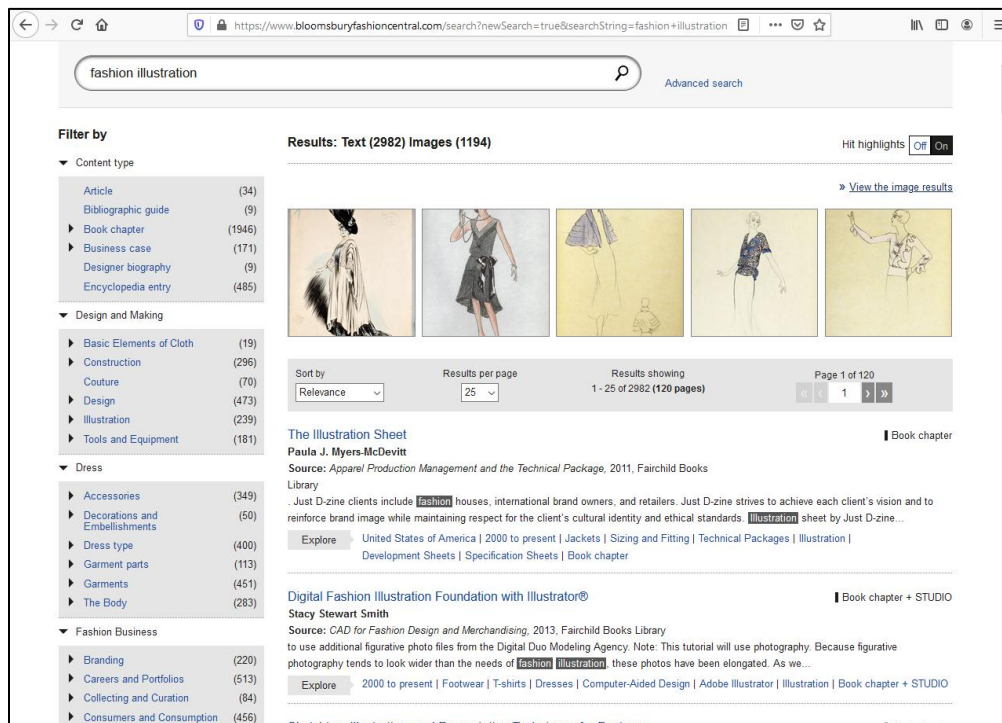
The screenshot shows the 'Timetable' section of an LMS. The top navigation bar includes 'educloud.in', 'School', 'Exam', 'Timetable', 'Attendance', 'Assignment', 'Activity', 'Learning', and 'Fee Counter'. The user is logged in as 'Hi Dr. Yogesh'. The main area displays a weekly timetable for 'today' (Feb 8) through 'Sun 2/14'. The left sidebar allows users to 'Select Class' (B Des. FD Sem V - B1), 'Select Teachers', and 'Select Infrastructure'. The timetable grid shows various subjects and their scheduled times, such as 'Fashion Forecasting video' on Tuesday, 'Industry Research' on Wednesday, and 'Advance Fashion Illustration & Design' on Thursday.

#### 5. Students Assignment /submission Analysis on LMS

The screenshot displays the 'Assignment' section of the LMS. The top navigation bar is similar to the previous screenshot. The left sidebar shows 'Assignment Summary' for 'Any old assignments by Shrikant K'. The main area is titled 'Messages' and 'Submission'. It features a 'Send Notification' button and a 'Submission Progress' section showing '41 out of 52' submissions, which is 78% complete. Below this is a table with columns for '#', 'Student Name', 'Status', 'Review Note', and 'Marks'. Two students are listed: Akanksha Dusane and Ankit. Akanksha's submission is 'motif variation.pdf'. Ankit's submission includes several image files named 'dd sheet 1.jpg' through 'dd sheet 6.jpg'. A 'Mark All Approve' button is also visible.



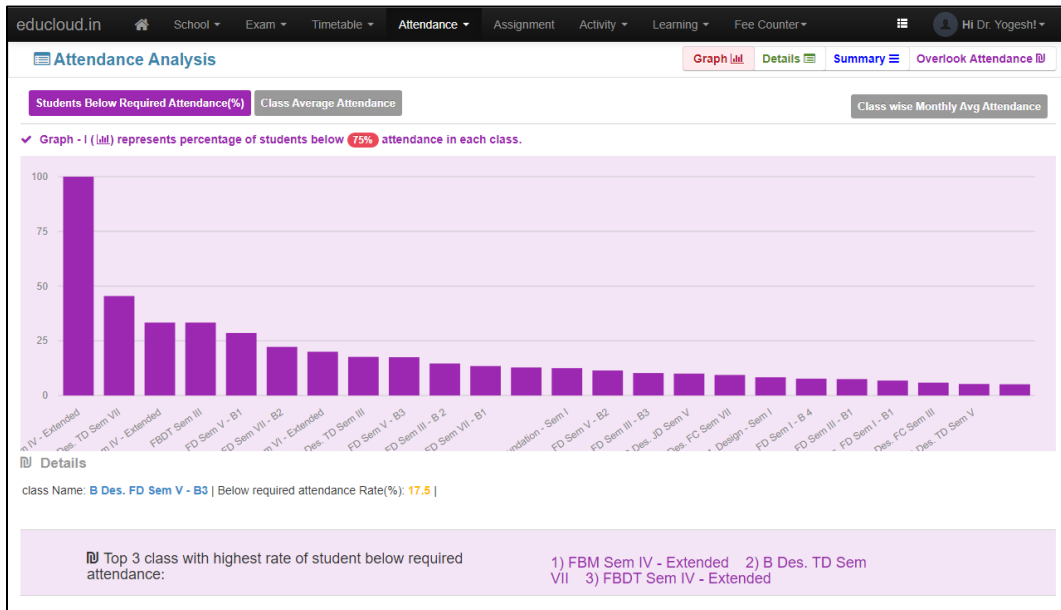
## 6. Online E library (Bloomsbury) to source various types of books.



## 7. Examination Section on LMS

The screenshot displays the 'Assessment Design Module' interface. A dropdown menu for 'Exam' is open, listing various management options. The main content area features a search bar, a table with columns for 'Term', 'Evaluation Type', 'Sequence', 'Evaluation Count', 'Status', and 'Action', and a 'No data available in table' message. A navigation bar at the top includes 'School', 'Exam', 'Timetable', 'Attendance', 'Assignment', 'Activity', 'Learning', and 'Fee Counter'. A user profile 'Hi Dr. Yogesh!' is visible in the top right corner.

## 8. Students Attendance Analysis on LMS



## 9. Online E library (Bloomsbury) to source various types of books.

The screenshot shows a search results page on the Bloomsbury Fashion Central website. The search term is "fashion illustration". The results are categorized as "Text (2982) Images (1194)". A filter sidebar on the left lists various content types and categories, such as "Content type" (Article, Bibliographic guide, Book chapter, Business case, Designer biography, Encyclopedia entry) and "Design and Making" (Basic Elements of Cloth, Construction, Couture, Design, Illustration, Tools and Equipment). The main content area displays a grid of fashion illustration images. Below the grid, there are sorting options (Relevance), results per page (25), and a page indicator (Page 1 of 120). Two book chapters are highlighted: "The Illustration Sheet" by Paula J. Myers-McDevitt and "Digital Fashion Illustration Foundation with Illustrator®" by Stacy Stewart Smith.

## 10. YouTube Channel for students to learn using video content

The screenshot shows a YouTube channel page for "SOFT Online". The channel has a search bar and a "CREATE" button. The main content area displays a list of videos under the "Uploads" tab. The videos are filtered and sorted by date. The table below summarizes the video content:

Video Title	Duration	Views	Comments	Likes (vs. dislikes)
Introduction to Upstitch and Printing via Garima Bhalla	41:44	30	0	100.0% (1 like)
Fundamentals of Illustration and Design... Umesh Dharmadhikari	1:19:42	31	0	100.0% (1 like)
Dyeing & Printing 04 - batik painting Tejashree ransaknambhe	28:28	62	0	100.0% (4 likes)
Fabric Illustration 04 Checkered Fabric... Kirti Kulkarni	36:48	23	0	-
Fabric Illustration 03 Lace Effect TD V Kirti Kulkarni	21:35	33	0	-
Types of Fabrics Tanvi Dole	24:59	43	0	100.0% (1 like)
Drawing and Sketching 08 Tanvi dole	39:49	211	0	100.0% (4 likes)
Advance Fashion Illustration and Design... Apurva Kulkarni	20:51	125	0	33.3% (1 like)
Drawing and sketching 07 tanvi dole	1:13:33	274	0	100.0% (9 likes)



## **ACCOUNT SOFTWARE – Tally ERP 9**

SOFT has worked on Tally. ERP 9 software for the handled account section. Tally. ERP 9 is one of the most popular accounting software used in India. It is a complete enterprise software for education institutes.

Tally.ERP 9 is a perfect institute management solution and GST software with an ideal combination of function, control and in-built customizability.

Tally.ERP 9 permits their associates to interact more in accounts related discussions and is a complete product which retains its original simplicity yet offers comprehensive business functionalities such as Accounting, Finance, Inventory, Purchase, Point of Sales, Costing, Payroll and institute Management along with compliance capabilities for Excise, TDS, TCS, and GST.

We are using following software's for smooth running of accounts department.

1) Tally - for all accounting procedures we are using Tally ERP 9 software from day one of School Of Fashion Technology.

It is multi user software and correct and authorized by Statutory Auditors. We are doing finalization of accounts through this software's.

2) We are using Biometric attendance software for leaves of employees and daily attendance. It is single user software and has given reports for the same.

3) We are also using 'Saral PayPack' software for making salary payment and statutory compliances such as Provident Fund Professional tax.

4) We are also using 'Saral TDS' software for making TDS and all other income tax related work. We can file income tax returns with it.

## **SOFT CET**

<https://soft.ac.in/softcet/>

SOFT has conducted an online COMMON ENTRANCE TEST (CET) for Autonomous & University affiliated courses.

A student shall fulfil the eligibility criteria prescribed by the SNTD Women's University, Mumbai for enrolling in the CET(Common Entrance Exam) conducted by SOFT, Pune. As specified by the SNTD Women's University, Mumbai in academic council, the affiliated colleges may conduct common entrance tests at their own level. The admission of the student shall be made on the basis of her merit in the said entrance test. The common entrance test has prescribed three Criterias (tests) like general aptitude test, situation test and personal interview and it is mandatory for the student to appear for the same. The merit list will be based on all three criteria.

CET is an entire discretion of SOFT.

### **LIBRARY SOFTWARE – Library Easy**

SOFT Library has been using “**Library Easy**” software since 2017. It consists of Acquisition, Cataloguing, Circulation, Serial Control and Online Public Access Catalogue (OPAC).

1. Cataloguing: Management of books, journals & magazines is possible.
2. Acquisition: Accessioning of books is effectively handled in Library Easy Software.
3. Circulation: Circulation is based on the lending rules configured in software. With the use of “Barcode” technology, the circulation system is just a click to do.
4. Serial Control: Serial Control allows Librarians to smoothly and efficiently manage subscription of journals and magazines.
5. OPAC: Faculty and students can search books in OPAC to know availability of books.
6. Reports: Reports about Accession Register, Circulation, Serial Control can be done.

### **BIOMETRIC SOFTWARE –**

SOFT has worked on Biometric machine handled by admin section. It is a Mantra 4G MFSTAB Aadhar Enabled Reader Biometric Attendance System with 4G+Wifi technology.

This is the next generation secure biometric tablet: MFSTAB 4G fingerprint biometric machine. The 7” touch screen Android device with 4G speed for data transfer is useful for biometric data capturing and reading. It has the capability for ID verification and identification. This innovative Biometric clock will dramatically improve our ability to monitor our workforce movements during our working patterns and with enhanced features that give us a better time and management reporting.